



Middle Atlantic Products, Inc.

[middleatlantic.com](http://middleatlantic.com)

96-01000 / rev 4 / 02-06-06

# AX-SXR System for Millwork & In-Wall

US Patent # 5,185,818

EIA/TIA Compliant

**The AX-SXR system allows an entire bay of equipment to pull out and rotate for easy installation and access to rear for servicing. The telescoping service stand and tracks disconnect for storage.**

## Features

- Rotation of rack allows for easy access to rear
- Rack can be mounted from 3" to 40" off floor
- Rack frame has 20" depth
- Detachable rack frame allows for off-site equipment integration
- Frame heights range from 15 spaces (26-1/4") to 43 spaces (75-1/4")
- Service stand is quick and simple to install
- Ball bearings allow smooth roll out
- 450 lb. weight capacity with proper weight distribution



AX-SXR System shown installed in millwork

## Architects' and Engineers' Specifications

Patented EIA compliant 19" roll-out equipment rack for millwork installation shall be Middle Atlantic Products model # AX-SXR(15 to 43 rackspace). Suffix part number with '-GG' to include optional gasket and guide kit. Rack shall have \_\_\_ useable rackspace, overall height of \_\_", (refer to chart) and a useable depth of 20". Rough-in millwork useable frame depth for installed components shall be from 25-1/2" to 27-1/2" depending on setback from millwork, and rack shall have a weight capacity of 450 lbs. Rack shall be constructed of the following materials: top, base, caster brackets, roller base, and horizontal braces shall be 13-gauge steel with black powder coat finish, rack uprights shall be 11-gauge steel rackrail with tapped 10-32 mounting holes in universal EIA spacing. Rackrail shall be finished in black e-coat with marked rackspace, top and bottom trim / locking panels shall lock AX-SXR in closed position and be 11-gauge aluminum with a black brushed and anodized finish. Rack top shall have openings to accept up to 2 fans, model # AXS-FAN (one fan) or AXS-FAN-K (two fans). Service tracks and stands shall be constructed of a 13-gauge steel frame with an aluminum extrusion. Service tracks for AX-SXR shall be

model # TRACK31 with a 31" track length and 31" rack frame extension depth. Service stand shall be model # TS310 (for 3-1/2" - 10" mounting height off floor), TS1022 (for 10" - 22" mounting height off floor) and TS1640 (for 16" - 40" mounting height off floor). Rack shall be warranted to be free from defects in material or workmanship for a period of 3 years.

### OPTIONS

- Optional slim fan for AX-SXR systems shall be model # AXS-FAN. Kit with 2 fans shall be model #AXS-FAN-K
- Optional full-depth 20" front and rear mount rackshelf shall be model # SH-5A
- Locking trim panel in silver anodized finish shall be model # AX-SXR-CATRIM
- Brush gasket shall require 19-5/8" rough-in opening width and shall be model # BG17
- Gasket and guide to center rack and protect millwork requires 19-5/8" rough-in opening width and shall be model # AXS-GG20

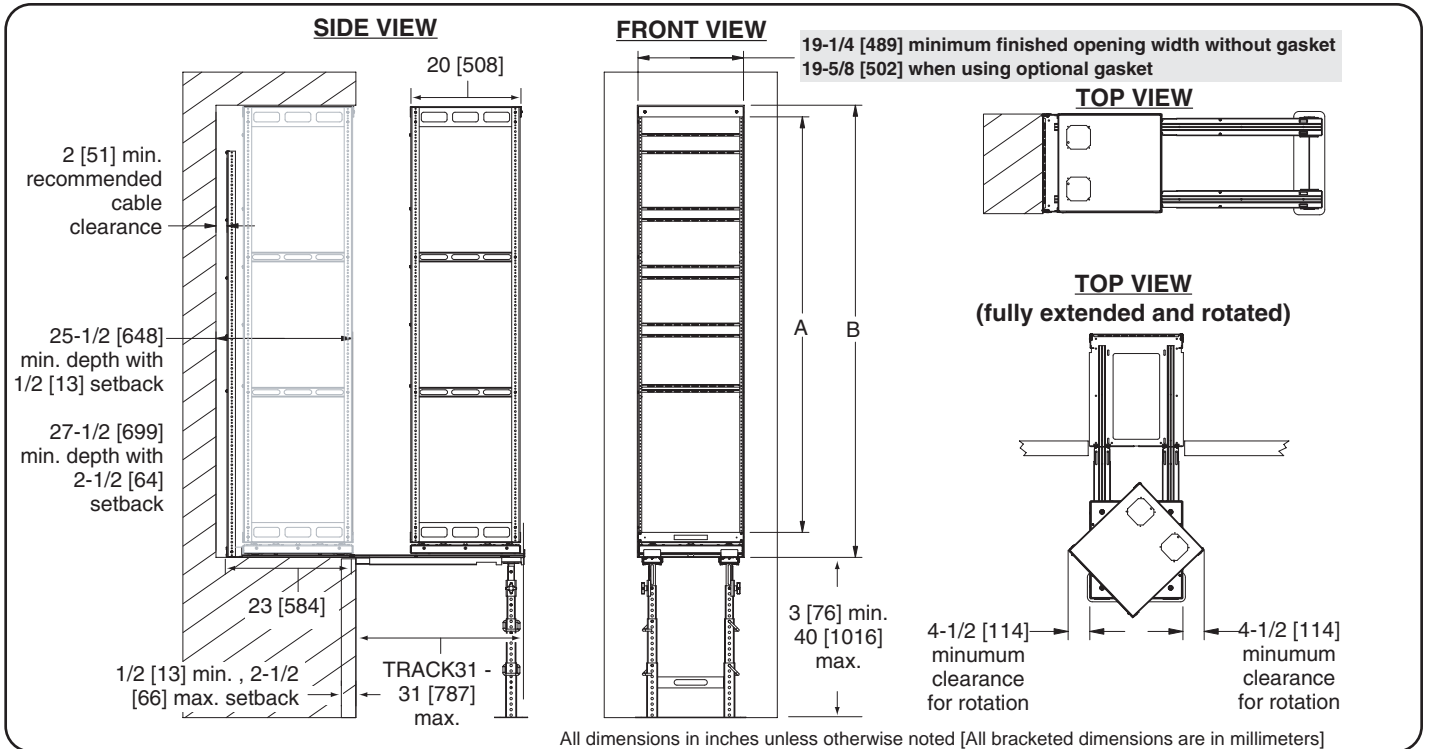
electronic version available at [middleatlantic.com](http://middleatlantic.com)

## Engineered Mounting Solutions

US: New Jersey • California • Illinois • Voice: 973-839-1011 Fax: 973-839-1976 • [middleatlantic.com](http://middleatlantic.com)  
Canada: Ontario • British Columbia • Voice: 613-836-2501 Fax: 613-836-2690 • [middleatlantic.ca](http://middleatlantic.ca)

96-01000 / rev 4 / 02-06-06 / AX-SXR System for Millwork

# Specifications for AX-SXR System



Part #	Extension Length	Frame Depth	Millwork Opening Depth	
AX-SXR-xx*	Replace 'xx' with the # of useable rackspace (15 to 43 spaces)	31 [787]	20 [508]	25-1/2 [648] to 27-1/2 [699] minimum

## MILLWORK SPECIFICATIONS

	A USEABLE HEIGHT	B MILLWORK OPENING HEIGHT
AX-SXR-15*	26-1/4 [667] (15 spaces)	33 [838]
AX-SXR-16*	28 [711] (16 spaces)	34-3/4 [883]
AX-SXR-17*	29-3/4 [756] (17 spaces)	36-1/2 [927]
AX-SXR-18*	31-1/2 [800] (18 spaces)	38-1/4 [972]
AX-SXR-19*	33-1/4 [845] (19 spaces)	40 [1016]
AX-SXR-20*	35 [889] (20 spaces)	41-3/4 [1060]
AX-SXR-21*	36-3/4 [933] (21 spaces)	43-1/2 [1105]
AX-SXR-22*	38-1/2 [978] (22 spaces)	45-1/4 [1149]
AX-SXR-23*	40-1/4 [1022] (23 spaces)	47 [1194]
AX-SXR-24*	42 [1067] (24 spaces)	48-3/4 [1238]
AX-SXR-25*	43-3/4 [1111] (25 spaces)	50-1/2 [1283]
AX-SXR-26*	45-1/2 [1156] (26 spaces)	52-1/4 [1327]
AX-SXR-27*	47-1/4 [1200] (27 spaces)	54 [1372]
AX-SXR-28*	49 [1245] (28 spaces)	55-3/4 [1416]
AX-SXR-29*	50-3/4 [1289] (29 spaces)	57-1/2 [1461]
AX-SXR-30*	52-1/2 [1334] (30 spaces)	59-1/4 [1505]
AX-SXR-31*	54-1/4 [1378] (31 spaces)	61 [1549]
AX-SXR-32*	56 [1422] (32 spaces)	62-3/4 [1594]
AX-SXR-33*	57-3/4 [1467] (33 spaces)	64-1/2 [1638]
AX-SXR-34*	59-1/2 [1511] (34 spaces)	66-1/4 [1683]
AX-SXR-35*	61-1/4 [1556] (35 spaces)	68 [1727]
AX-SXR-36*	63 [1600] (36 spaces)	69-3/4 [1772]
AX-SXR-37*	64-3/4 [1645] (37 spaces)	71-1/2 [1816]
AX-SXR-38*	66-1/2 [1689] (38 spaces)	73-1/4 [1861]
AX-SXR-39*	68-1/4 [1734] (39 spaces)	75 [1905]
AX-SXR-40*	70 [1778] (40 spaces)	76-3/4 [1949]
AX-SXR-41*	71-3/4 [1822] (41 spaces)	78-1/2 [1994]
AX-SXR-42*	73-1/2 [1867] (42 spaces)	80-1/4 [2038]
AX-SXR-43*	75-1/4 [1911] (43 spaces)	82 [2083]

\*Suffix with -GG to include optional gasket and guide kit



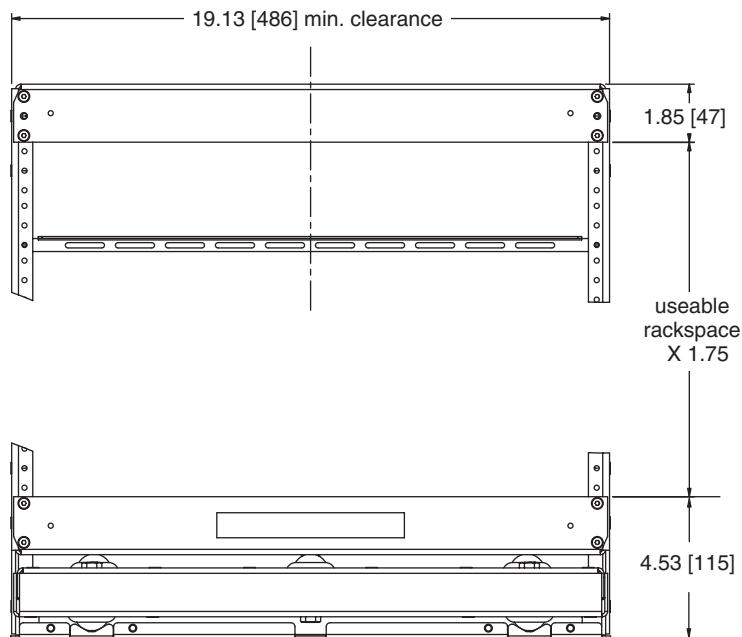
## Engineered Mounting Solutions

US: New Jersey • California • Illinois • Voice: 973-839-1011 Fax: 973-839-1976 • middleatlantic.com  
 Canada: Ontario • British Columbia • Voice: 613-836-2501 Fax: 613-836-2690 • middleatlantic.ca

# Specifications for AX-SXR System

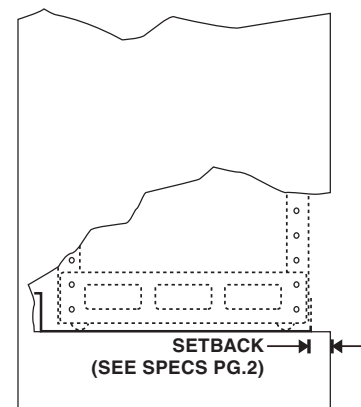


**FRONT VIEW**  
(AX-SXR inner frame)



All dimensions in inches unless otherwise noted [All bracketed dimensions are in millimeters]

**SETBACK**



**NOTE:**

To calculate rail to front edge clearance, use the numbers in "Millwork Specs" in conjunction with the clearance for any door or face you may provide for your millwork installation.

## Millwork Specifications

Part #	Width	Millwork Opening (see charts on page 2) Rough Opening Height	Depth
AX-SXR	19-1/4 [489] min.	number of useable rackspaces + 6-3/4 [171]	25-1/2 [648] to 27-1/2 [699] min.
AX-SXR-xx-GG	19-5/8 [498] min.	number of useable rackspaces + 6-3/4 [171]	25-1/2 [648] to 27-1/2 [699] min.

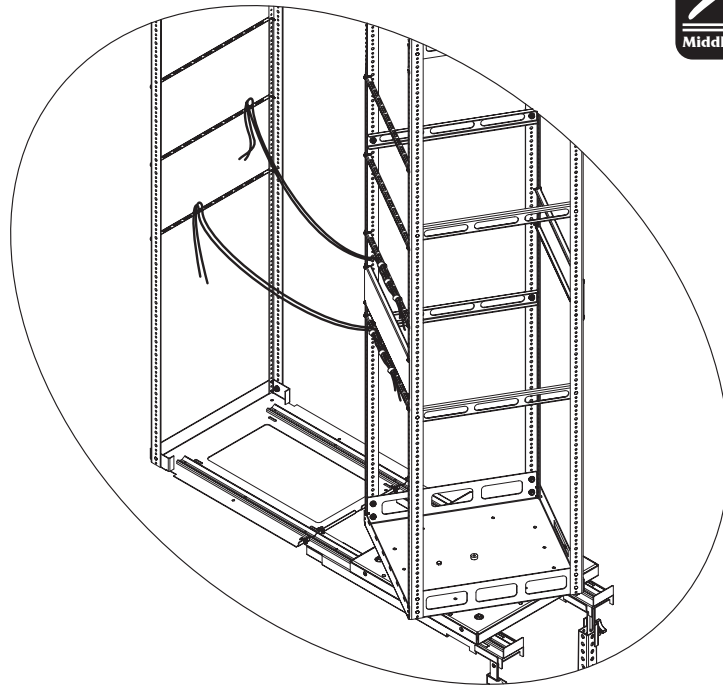
<b>Service Stands</b>	
Part #	Height Range Off Of The Floor
TS310	3-1/2 [89] to 10 [279]
TS1022	10 [254] to 22 [559]
TS1640	16[406] to 40 [1016]

<b>+ Service Track</b>	
Part #	Track Length
TRACK31	31 [787]

Note: AX-SXR cannot be used with tracks of other lengths

## Engineered Mounting Solutions

# Cable Management



## Also available from Middle Atlantic Products

WR Series rotating roll-out enclosure, does not require tracks or stands for servicing, please see A&E specification # 96-01005.



AXS System factory-installed in Middle Atlantic Products steel cabinets, please see A&E Specification # 96-055S.



\* For information on host cabinets, please see A&E Specification # 96-052SA (WRK-SA) # 96-039 (MRK) # 96-038 (ERK)